

# MOVING ON UP

English

# Introduction

## Parents and Carers

This pack has been designed to support your child with preparing to move up to their new year group in September. The activities included have been selected to encourage children to practise and develop a range of English skills in fun and motivating ways.

We suggest that you spread the activities out over the summer holidays, completing a variety of tasks each week. However, you may choose to use them in a different way to suit the needs of your family. Some children (particularly younger ones) may need parts of the pack read to them to help them get started.

Each section of the pack focuses on a different set of skills as illustrated below. A selection of useful resources can be found at the end of the pack.



## COMMUNICATE

Speaking & Listening



## NAVIGATE

Reading



## CREATE

Writing



## INVESTIGATE

Spelling

If you would like more activities and ideas to try this summer, visit:  
<https://www.cambslearntogether.co.uk/home-learning/summer>

# COMMUNICATE

## Oral Storytelling Five Sentence Story




Your challenge is to draw some pictures to help create your very own five sentence story. Think about how you will start each sentence. This is an oral storytelling activity so make sure you tell your story to someone else. Unless you want to, you do not need to write it down.


Example:



Once upon  
a time




One day



Unfortunately



Luckily




Finally

**Once upon a time**, there lived a clumsy little frog. **One day**, he went for a walk in a magnificent forest full of tall trees. **Unfortunately**, the frog fell down a deep, dark hole! **Luckily**, a kind fox heard the frog's cry for help. **Finally**, the fox rescued the frog by throwing some rope down the hole.


Now it's your turn:



Once upon  
a time




One day



Unfortunately







Luckily



Finally

Can you invent another story? Begin your sentences differently this time.



# COMMUNICATE



## Reporting the News

Television news bulletins provide updates on international and local news events. The purpose of a news bulletin is to inform viewers on what's happening in the world or locally.

Watch a news bulletin on the television. Newsround is available on the CBBC channel at 9.15am, 12.10pm and 4.00pm on weekdays and can also be found online at [www.bbc.co.uk/newsround](http://www.bbc.co.uk/newsround).

Choose a news story that interests you and note down the following:

**What** has happened?

**Who** is involved?

**When** did it happen?

**Where** did it happen?

**How** did it happen?

# COMMUNICATE



## Word Chain Game

This is a game for two or more players. First you need to choose a topic such as animals, food, sports or television programmes.

Player 1 chooses a word linked to the topic.

Player 2 takes the last letter from that word and comes up with something else relevant to that topic.

For example, if the topic is animals:

Player one says 'alligator<sup>r</sup>'

Player two says '<sup>r</sup>abbit<sup>t</sup>'

Player one says '<sup>t</sup>ortoise<sup>e</sup>'

Player two says '<sup>e</sup>lephant<sup>t</sup>'

Player one says '<sup>t</sup>iger<sup>r</sup>'

Player two says '<sup>r</sup>accoon<sup>n</sup>'.

Try using alliterative adjectives to describe each animal (words that begin with the same letter sound):

rare rabbit

terrifying tarantula

angry alligator

# COMMUNICATE

## 'Don't Say the Word!' Game



This fun game is for two or more players. Each card contains 5 categories (person, world, object, action and nature). Either choose a category to begin with or select a category at random.

Player 1 takes a card and has to describe the word/s shown without saying the actual word! You are not allowed to give 'sounds like' or 'begins with' clues. The other player/s need to guess what is being described. A point is scored each time a player correctly guesses the word/s on the card.

You can make the game more challenging by setting a 30 second timer. Move on to the next card if your partner guesses the word/s correctly. You may pass if you get stuck.

The cards needed to play this game can be found in the 'resources' section of this pack. All you need to do is cut them out! There are also two pages of blank cards for you to design and make some more of your own!

### Categories

Person
World
Object
Action
Nature

### Example

Dentist
Wembley Stadium
Ruler
Rowing
Tomato

If you were describing 'dentist', you might say 'a person who looks after your teeth'. You would not be able to say 'it begins with the letter d'.



# NAVIGATE

## Reading Comprehension

Read this information about 'Animal Myths' and then answer the questions.



### MYTH 2

#### MICE LOVE CHEESE.

##### HOW IT MAY HAVE STARTED

This myth might stem from the expression "**quiet as a mouse in cheese.**" Coined about 300 years ago, the saying meant that a person was making soft, muffled sounds. Eventually the expression was shortened to the more familiar "**quiet as a mouse.**" But the idea that a mouse craves cheese stuck.

##### WHY IT'S NOT TRUE

In reality mice will **eat almost anything** they can get their paws on – chocolate, peanut butter, seeds, fruit and, yes, cheese. But no studies have found that the rodents *prefer* cheese above all other foods. In fact, many pest control experts will use other grub such as chocolate or even sweets coated in sugar – not cheese – to entice mice into traps.

1. What does the expression 'quiet as a mouse' mean?

---

---

2. List three foods that mice are known to eat.

---

---

3. Find and copy a word that is used instead of mouse/mice to refer to them?

---

4. Explain why pest control experts use certain foods to trap mice.

---

---

---

# NAVIGATE

Animal Myths Reading Comprehension



## MYTH

5

## ZIGZAG TO ESCAPE A CROCODILE.

### HOW IT MAY HAVE STARTED

No one really knows where this old wildlife tip came from. But it could have been concocted because crocs have **long bodies** and **short legs** that don't seem well suited for making repeated sharp turns while running.

### WHY IT'S NOT TRUE

Crocs don't usually chase prey over land. Instead, they prefer to hide in the water and then spring forward, snapping their jaws around their target. If you do somehow find yourself on land with a croc in hot pursuit, experts suggest running in a **straight line**, which allows you to move faster and cover more ground. We hope this advice won't come back to bite you!



5. How are the physical features of a crocodile described?

---

---

6. Why doesn't it help to zigzag when escaping from a crocodile?

---

---

7. Why do you think that the article ends with the sentence 'We hope this advice *won't* come back to bite you!'

---

---



# NAVIGATE

## Song Lyrics Reading Comprehension



Read the song lyrics carefully, then use them to answer the questions shown.  
You may even be able to sing along to the words, if you're familiar with the song!

### Shotgun

Homegrown alligator, see you later  
Gotta hit the road, gotta hit the road  
The sun it changed in the atmosphere  
Architecture unfamiliar  
I can get used to this

Time flies by in the yellow and green  
Stick around and you'll see what I mean  
There's a mountaintop that I'm dreaming of  
If you need me you know where I'll be

I'll be riding shotgun underneath the hot sun  
Feeling like a someone  
I'll be riding shotgun underneath the hot sun  
Feeling like a someone

The south of the equator, navigate it  
Gotta hit the road, gotta hit the road  
Deep-sea diving 'round the clock,  
bikini bottoms, lager tops  
I could get used to this

Time flies by in the yellow and green  
Stick around and you'll see what I mean  
There's a mountaintop that I'm dreaming of  
If you need me you know where I'll be

I'll be riding shotgun underneath the hot sun  
Feeling like a someone  
I'll be riding shotgun underneath the hot sun  
Feeling like a someone

We got two in the front  
Two in the back  
Sailing along  
And we don't look back

Time flies by in the yellow and green  
Stick around and you'll see what I mean  
There's a mountaintop that I'm dreaming of

If you need me you know where I'll be  
I'll be riding shotgun underneath the hot sun  
Feeling like a someone  
I'll be riding shotgun underneath the hot sun  
Feeling like a someone  
I'll be riding shotgun underneath the hot sun  
Feeling like a someone  
I'll be riding shotgun underneath the hot sun  
Feeling like a someone, a someone, a someone,  
someone

1. Why might the architecture be unfamiliar?

---

---

---

2. What does the phrase 'time flies' mean?

---

---

---

3. Find and copy the word which means to plan, travel or to find your way?

---

---

4. What does it mean to 'ride shotgun'?

---

---

---

5. When someone says 'See you later alligator' what is the usual response?

---

---

---

# NAVIGATE



Understanding What You Read

Using any text that you have read recently (you could use the Animal Myths article or Shotgun song lyrics) have a go at these activities.

## Asking Questions

Write down some questions that you would like to find out after reading something.

Questions could start with words like:

- Who ...?
- What ...?
- Where ...?
- When... ?
- Why ... ?
- How ...?

## Exploring Language

After reading through a text, identify any words and phrases that capture the reader's interest and/or imagination.

What is interesting about this word/phrase? Can you think of any other words (synonyms) that could have been used instead?

Why might the author have chosen to use this particular word/phrase, at this specific point?

See if you can use this word/phrase in a conversation or in some writing that you do.

Write a comment telling someone else why they should read something you have read.

Remember to explain what you enjoyed and why they might like it.

# NAVIGATE

## Reading Challenges



The most important activity that you can spend time doing over the holidays is reading. Even if you are a skilled and independent reader, it's always good to talk to someone else about what you are reading to make sure that you fully understand. So, this page contains a series of reading challenges that you can carry out over the summer holidays. How many can you complete? Tick them off as you go!

Sharing the Love of Reading

1. Can I read under a blanket fort?

2. Can I listen to an audio reading of my choice?

3. Can I create a front cover and talk about it?

4. Can I create a collage to show what I have read?

5. Can I snuggle up and read to my family?

6. Can I...

7. Can I read to a friend on the phone?

8. Can I...

9. Can I recreate a favourite book or comic cover?

10. Can I read using different voices?

11. Can I read under the stars with my family?

12. Can I play Pass the Reading Parcel?

13. Can I read aloud my favourite song lyrics?

14. Can I read about my favourite thing to do?

Do share with your teacher or on [biLly/OURfP-Padlet](#)  
#OURfP

The Open University

Why not make up your own challenges? Invent your own for numbers 6 and 8. If you can, look at the Summer Reading Challenge 2020 - it may give you some additional inspiration!

<https://summerreadingchallenge.org.uk/>



# CREATE

## Short Burst Writing Activities



Use these prompts to inspire your writing.

### *The Travelling Cafe*



Create an advert or poster.  
How will you tempt your customers? For example:

**Don't delay, come today!**  
**Tantalise your tastebuds!**  
**Bored of the same old snacks? Why not try our mouth-melting brownies?**

Write a poem!  
Choose an object and look at it carefully. For example:

#### **Pebble**

Smooth and cold  
Grey and speckled  
**Pebble**



Use some of these other words to help you: shiny, flat, sharp, hard, soft, rough, bumpy.

Design your own assault course.  
Draw a map, label it and add instructions for each activity. For example:

Travel under the tunnel on your back.  
Balance along a plank.  
Zig zag through the cones.



# CREATE

## Writing Challenge



Take inspiration from this image and get writing!



Here are some ideas that you might like to try...

Suggestion	Useful words	Example
Write a paragraph each for the beginning, middle and end of your story.	One day, Then, Suddenly, Finally,	One sunny day, Tom was walking through the forest. Finally, Tom gave a big sigh. It was all over.
Try adding in some speech.	said, exclaimed, shouted, sobbed, asked	"Welcome to my village," said a small voice. "Are you a pixie?" asked Tom

After writing, remember to check your work. Does it make sense? Have you remembered basic sentence punctuation?





# CREATE

## Non-fiction Spinner



Make a paper spinner and use it to generate ideas for some non-fiction writing. Follow the instructions below...



You will need two spinners for this game (templates can be found at the end of the pack).

Start with the text-type spinner (a selection of different text-types are included in the template).

Next choose six topics that interest you and write one in each segment of the topic spinner. For example: basketball, dogs, family, chocolate, Pixar films, space.

Place the tip of a pencil in the centre of the text-type spinner. Slide a paper clip over the pencil and carefully spin it to randomly select a text-type. Repeat this process with your topic spinner.

In the photographs shown, the paperclip has landed on 'instructions' and 'dogs'. This person might choose to write some instructions on 'How to Give Your Dog a Bath' or 'How to Set Up an Agility Course for a Border Collie'. They could even choose to write some instructions written by a dog on how to train a human!

Be clear about the purpose and audience of your writing. Adapt the language you use to suit the reader.

Think back to your previous learning. What are the main features of the text-type you have landed on? What sorts of sentences and vocabulary will you include? How will you organise and present your writing?

# CREATE

## Origami Story Generator



Do you sometimes find it difficult to think of ideas for a new story? These origami fortune tellers are a really fun way to get you started. All you need is a piece of paper, some scissors and a pen or pencil.



Each story-generator contains a random selection of characters, settings and plot ideas that have been chosen by YOU!

Go to the resources section of this pack to find instructions on how to make your origami story generator.

### How to play:

1. First, choose the setting for your story and spell out that location name. Make sure you move the fortune teller in and out each time you say a letter. For example, if you choose 'city', you would move it four times, 'c... i... t... y...'.
2. Next, select a character from the four that are displayed. This will be the main character in your story.
3. Then, choose a number from the ones displayed and move the fortune teller in and out as you count that many times.
4. Finally, choose another number from the ones that are shown. Lift up the triangular flap with your chosen number on it to find out what your story plot will be.
5. Use the results to plan and write your own story!

# INVESTIGATE

## Homophones



Homophones are words that sound the same but are spelled differently, e.g. to, two and too.


Look at the homophones below and complete some or all of the activities that will help you to remember when to use these confusing spellings correctly.

Homophone pairs and their meanings			
berry	A juicy fruit that grows on bushes	bury	When you put or hide something underground.
missed	When you fail to catch or reach something – you missed it.	mist	Is like a light fog that fills the air.
here	Used to describe a place or position e.g. the chocolate is over <b>here</b> .	hear	This is one of the five senses. We <b>hear</b> sounds with our ears.
mail	Another word for a letter. An email is <b>electronic mail</b> .	male	Is more formal way of describing a man.
break	This means to separate. It might be to separate lessons with a break; to separate bones with a break (ouch) or to accidentally separate mechanical parts in a machine so it breaks.	brake	These are used to slow you down when you are moving in a car or on a bike.

1. Design some cards to help you remember the meanings of the words. Shuffle them, turn them upside down and find the matching pairs.



bury  
Is when you put or  
hide something  
underground.



2.

Make your own crossword on the squared paper in the back of this book. You can use the definitions above to help with clues. Once you have made it, see if an adult in your house can solve it.

3. Write a sentence with as many homophone pairs in as you can.

# INVESTIGATE

## You Choose



Choose some spellings that you would like to learn from the statutory word list at the end of this pack. You might want to ask someone to quiz you first to decide which spellings to focus on. Working on around six words at a time, learn them by choosing some of the following activities.

Learn your spellings by writing them out as a pyramid.

often  
build  
early  
fruit  
address  
special  
circle

Put these statutory spellings in alphabetical order

disappear  
disappear  
disappear  
disappear

Learn your spellings by writing them in a new colour each time.

Have a go at illustrating your spellings.

**Vowels and Consonants**

a e i o u      island      a e i o u  
possible  
decide  
question

Colour code your spelling list. one colour for vowels and one colour for consonants.

Design letters to match your spelling.

c  
ce  
cen  
centre  
centre  
centre  
centre  
e

Can you create an intersecting image with a tricky spelling? See how much of a page you can fill!

remember  
material  
exPERIENCE  
probably

Search for the syllables in your spellings. Colour or annotate each separate syllable like the ones above.

Using the template at the end of this booklet, make your own spelling jigsaw. Write spellings over it, cut it up, mix up the pieces and put it back together again.

If you learn 6 new spellings every week, each week of the summer holidays, then you will have learned to spell lots of new words!





# INVESTIGATE

S<sub>1</sub> C<sub>3</sub> R<sub>1</sub> A<sub>1</sub> B<sub>3</sub> B<sub>3</sub> L<sub>1</sub> E<sub>1</sub>



Below are scrambled scrabble tiles. Each set of letters spells a statutory spelling and your job is to work out which one it is and write it down. The list of statutory spellings is at the end of this booklet and this will help you.

T<sub>1</sub> H<sub>4</sub> A<sub>1</sub> Y<sub>4</sub> U<sub>1</sub> N<sub>1</sub> G<sub>2</sub>



C<sub>3</sub> R<sub>1</sub> I<sub>1</sub> X<sub>4</sub> E<sub>1</sub> E<sub>1</sub> S<sub>1</sub> E<sub>1</sub>



O<sub>1</sub> N<sub>1</sub> N<sub>1</sub> E<sub>1</sub> U<sub>1</sub> I<sub>1</sub> C<sub>3</sub> T<sub>1</sub>

U<sub>1</sub> S<sub>1</sub> O<sub>1</sub> F<sub>4</sub> A<sub>1</sub> M<sub>3</sub>

C<sub>3</sub> H<sub>4</sub> A<sub>1</sub> T<sub>1</sub> U<sub>1</sub> G<sub>2</sub>

U<sub>1</sub> D<sub>2</sub> A<sub>1</sub> R<sub>1</sub> G<sub>2</sub>



Sometimes you can scramble one word to make another word or words  
e.g. **earth** can be rearranged to make **heart** and **minute** can be  
rearranged to spell **tin emu**. This is called an **anagram**. Look at the  
statutory words and see if you can make some other anagrams.

Make a list of your anagrams below:

_____	_____	_____
_____	_____	_____
_____	_____	_____
_____	_____	_____



# INVESTIGATE



## Cracking the Code

1	2	3	4	5	6	7	8	9	10	11	12	13
a	b	c	d	e	f	g	h	i	j	k	l	m
14	15	16	17	18	19	20	21	22	23	24	25	26
n	o	p	q	r	s	t	u	v	w	x	y	z

Spellings with the suffix that sounds like 'shun' have been written in code in the box below. The first one has been done for you.

1	3	20	9	15	14
a	c	t	i	o	n

13	1	7	9	3	9	1	14



5	24	16	18	5	19	19	9	15	14

15	16	20	9	15	14



9	14	6	15	18	13	1	20	9	15	14

16	5	18	13	9	19	19	9	15	14



Now have a go at writing some coded spellings of your own.  
Use the spellings below:

musician      injection      comprehension      electrician  
admiration      electrician      invention      comprehension

MOVING ON UP

# RESOURCES

# 'Don't Say the Word!' Game

**Person**

**World**

**Object**

**Action**

**Nature**

Footballer

Pyramids

Bunk bed

Painting

Starfish

Grandmother

Map

Scooter

Turning

Cherry

Baby

Binoculars

Jigsaw

Splashing

Tarantula

Aladdin

London Zoo

Tap

Singing

Nest

Zookeeper

China

Dictionary

Laughing

Emu

Gymnast

Sea

Alarm clock

Crying

Petal

Usain Bolt

Airport

Bracelet

Dancing

Dandelion

Peter Pan

Island

Toothbrush

Sneezing

Lemon

Scientist

Hospital

Comb

Smiling

Fox

Referee

France

Canoe

Driving

Thistle

Teacher

London

Frisbee

Cleaning

Flood

Teenager

Eiffel Tower

Thermometer

Climbing

Bean

Mary Poppins

Theatre

Bone

Whispering

Pebble

Firefighter

Swimming pool

Bowling ball

Shouting

Snowflake

Nurse

Seaside

Banana


Crawling

Branch

# 'Don't Say the Word!' Game

<div>Person</div> <div>World</div> <div>Object</div> <div>Action</div> <div>Nature</div>			

## Origami Story Generator Instructions




Source: [https://en.wikipedia.org/wiki/Paper\\_fortune\\_teller](https://en.wikipedia.org/wiki/Paper_fortune_teller)



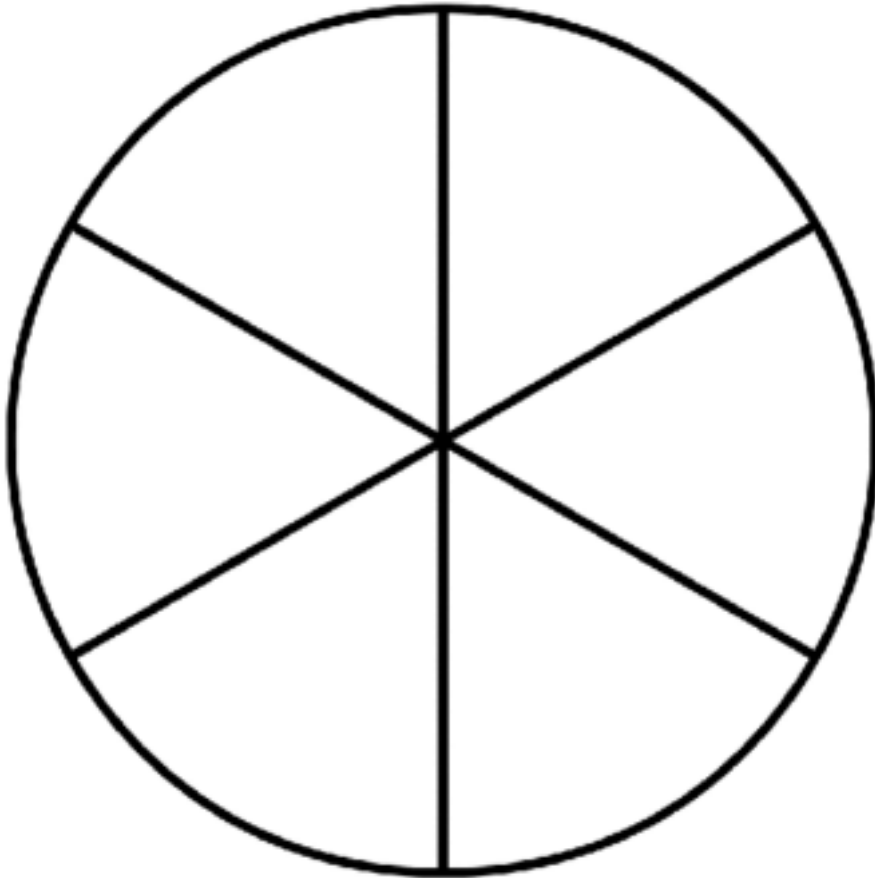
## How to make an origami story generator (also known as a 'fortune teller'):

1. Start off with a squared piece of paper and fold it diagonally into four quarters.
2. Fold the four corners of the square into the centre to make a smaller square.
3. Turn the resulting smaller square over and fold the four corners into the centre again.
4. Fold up the four corners so that the points meet in the middle. Work your fingers into the pockets of paper in each of the four corners.
5. Choose four settings to write on the squares that are positioned on the outside of your fortune teller.
6. Then decide on eight characters to write on the triangles that are inside the fortune teller. Randomly write the numerals 1-8 on the triangles.
7. Open up the fortune teller and write down eight different plots. Top tip: use 'who...'

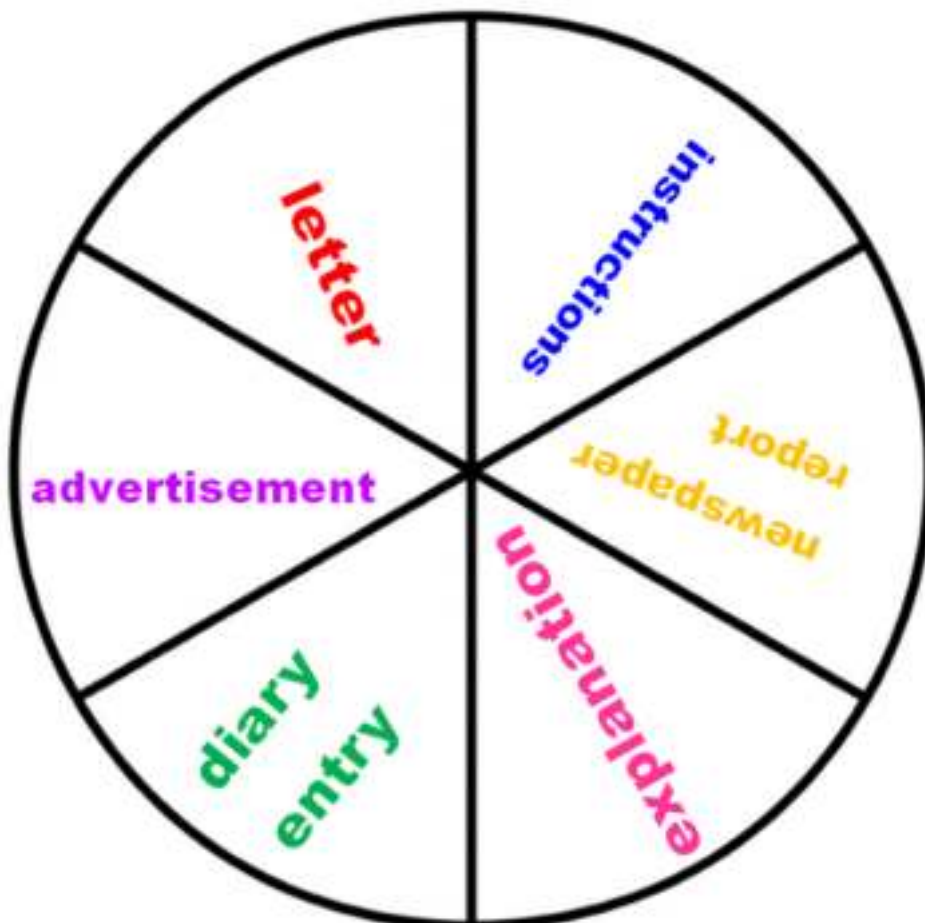




# Non-fiction Spinner Templates



Choose 6 topics that interest you and write one in each section.




The text-types have already been chosen for you.


# Statutory Spellings

List 1	✓	List 2	✓	List 3	✓	List 4	✓	List 5	✓
accident/accidentally		build		continue		exercise		group	
actual / actually		busy / business		decide		experience		guard	
address		calendar		describe		experiment		guide	
answer		caught		different		extreme		heard	
appear		centre		difficult		famous		heart	
arrive		century		disappear		favourite		height	
believe		certain		early		February		history	
bicycle		circle		earth		forward / forwards		imagine	
breath		complete		eight / eighth		fruit		increase	
breathe		consider		enough		grammar		important	
List 6	✓	List 7	✓	List 8	✓	List 9	✓	List 10	✓
interest		natural		popular		question		strength	
island		naughty		position		recent		suppose	
knowledge		notice		possess / possession		regular		surprise	
learn		occasion/occasionally		possible		reign		therefore	
length		often		potatoes		remember		though / although	
library		opposite		pressure		sentence		thought	
material		ordinary		probably		separate		through	
medicine		particular		promise		special		various	
mention		peculiar		purpose		straight		weight	
minute		perhaps		quarter		strange		woman / women	

Do your crossword here



Make your jigsaw using this template



Thank you to [freepngimg.com](https://freepngimg.com) for this template